

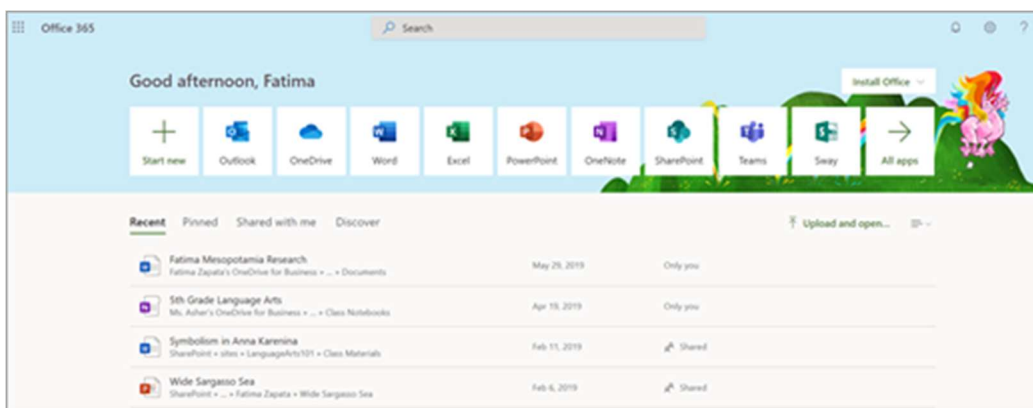
## Get started in your class team!

Access your online classroom right away in Office 365 Education and Microsoft Teams. Grab your device and your school sign-in information and head into class at Office.com.

### Students


#### Sign in to Teams

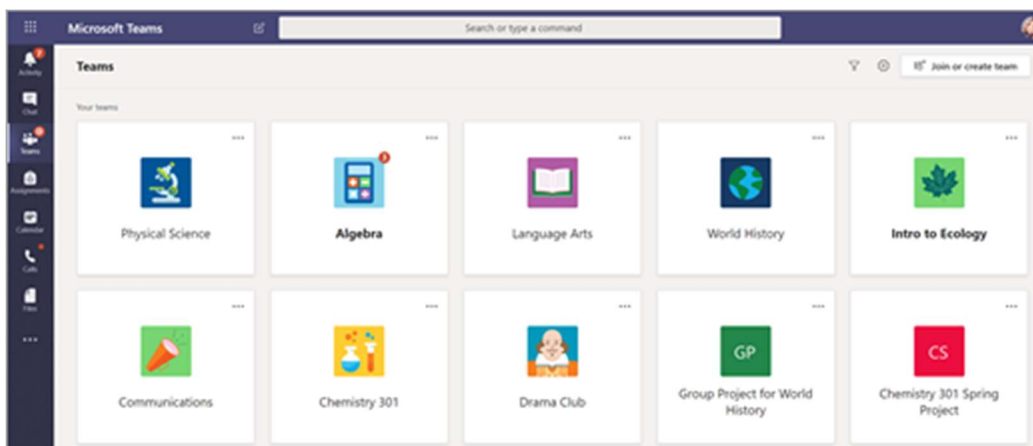
1. Open [Office.com](https://office.com) and sign in with your school email and password. Email and password will be provided by the classroom teacher before the first day of class.



2. From your Office.com homepage, click on the **Teams** app to open right in your browser.



3. Select **Teams**  in to see which class teams you're in. If your teacher has already set up the class team and added you, you'll see one or more (depending on how many classes you have) class team tiles.



**Notes:** Don't see any class team tiles? Please contact your teacher for your log in information.